

PŘEKLAD

dne: 17. 12. 2014

PROVEDLA

Višňof

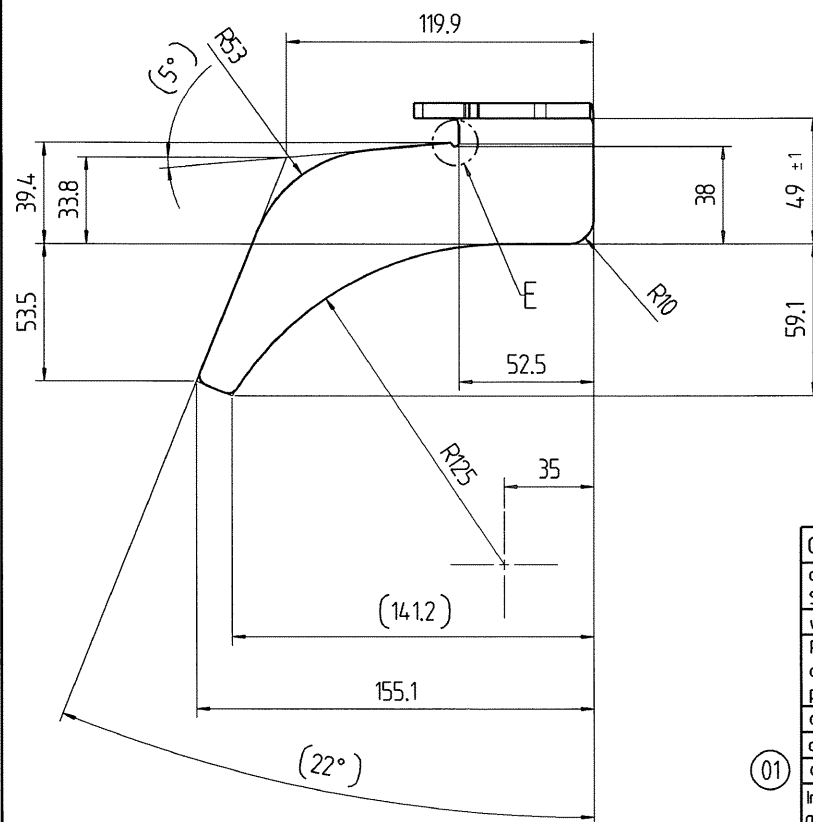
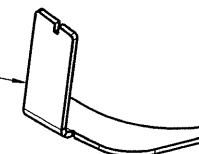
11914.012807
Symetrical

SYMETRICKY

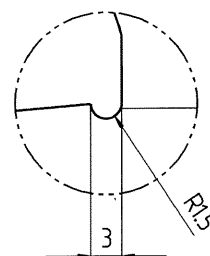


11914.012804
According to plan

DLE PLÁNU



Detail E
2:1



- 2 -03- 2015
ARCHIV

N2 14/01402

NOTA : TLOUŠTKA DAF.

- Metal sheet thickness : 6 mm
- Radii without dimension : R = 4
- Bend radii : R = 10

VENST. RAZVOJ
RADIUS 011730

LASER cutting tolerances

NOTA : min cutting radius without dimensions R = 1 mm unless otherwise specified

≤ 30	30 < ≤ 120	120 < ≤ 400	400 < ≤ 1000	1000 <
± 0,5	± 0,8	± 1,0	± 1,5	± 2,0

+0.5
-0.5

First angle projection	01	Oiled --> Oiled permissible	T48720		
General tolerance (GT) in mm					
Size range					
≤ 30	> 30 ≤ 120	> 120 ≤ 400	> 400 ≤ 1000	> 1000	
GT coarse					
L 1	2	3	4		
≤ 1	2	4	6		
Lengths (L) and angle (L/Δ) = ± GT					
Tolerance Symbols ISO 1101					
□ roundness = 1/2Δ-Tol.					
— straightness/flatness = GT					
⊙ concentricity/run out = GT					
≡ symmetry = GT					
// parallelism = GT					
⊕ position = GT					
Languages: en,fr					
Index					
Inspection dim.					
Auxiliary dim.					
Date					
Name					
Drawn					
Checked					
Auth'd					
M.check					
Material: S235JR following EN10025-2					
Blank no:					
Title:					
reinforcement					
right					
Weight: in kg	0.7				
PROD.					
Scale	1:2				
Sheet:	1				
of:	1				
Drawing number	11914.012804				
Confidential document					
Refer to protection notice ISO 1606					
Repl.					
Orig.					

Condition at time of delivery	
de-scaled (degree of purity SA 2 1/2 acc. ISO 8501-1)	X
without burrs acc. WN 11310	
Permissible top-end rounding during flame cutting (also positive bead acc. WN 10572)	
oil-free / free of grease	
oiled	
oiling permissible	X
Indicate the required condition at time of delivery with an X.	

Released

11914.012804.d001

A3